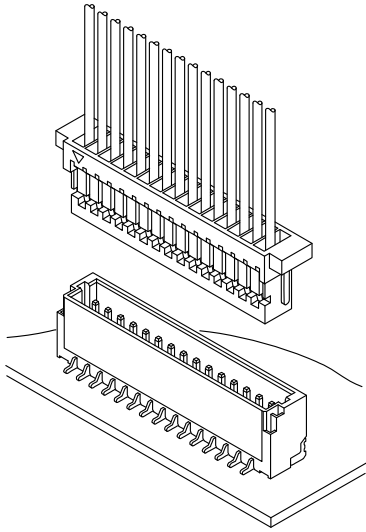


A1000 SH/SHD CONNECTOR

1.00mm Pitch/Disconnectable Crimp style connectors



The worlds first 1.0 mm pitch crimp style connector.

- Compact, low profile design.
- Compatible with the SR insulation displacement connectors.
- Housing ances.



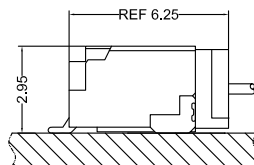
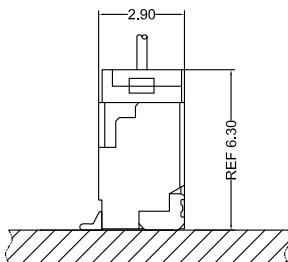
Specifications:

- Current rating: 1.0 A AC,DC (AWG #28)
- Voltage rating: 50 V AC/DC
- Temperature range: $-40^{\circ}\text{C} \sim +105^{\circ}\text{C}$
(including temperature rise in applying electrical current)
- Contact resistance: Initial value/ 20m Ω max
After environmental testing/ 40m Ω max
- Insulation resistance: 100 M Ω min
- Withstanding voltage: 500 VAC/minute
- Applicable wire: Conductor size/ AWG#32 to #28
Insulation O.D./ 0.4 to 0.8 mm

- * Compliant with RoHS2/ HF/ REACH
- * In using the products, refer to "Handling Precautions for Terminals and Connectors "described on our website (Technical documents of Product information page).
- * Contact CSG for details

Material:

Housing: PA66/PBT,UL94-V0;Color:Natural
Terminal: Phosphor/ Tin-plated, Gold-Plated
Wafer Housing: LCP,UL94-V0;Color:Natural
Wafer Pin: Phosphor/ Tin-plated, Gold-Plated
Wafer Fixed Foot: Bass/ Tin-plated



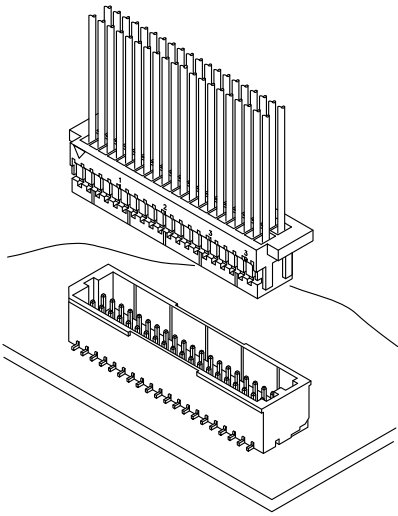
- Note: 1. The above figure is the figure viewed from the connector mounting side.
2. Tolerances are non-cumulative: ± 0.08 mm for all centers.
3. The dimensions above should serve as a guideline. Contact CSG for details.

CSG

Tel:+86-769-85312070 85375507 E-mail:James@csg-china.com www.csg-china.com www.jst-connector.cn

A1000 SH/SHD CONNECTOR

1.00mm Pitch/Disconnectable Crimp style connectors



The SHD connector is compact with a mounting height of 6.3 mm for top entry type and width of 5.4 mm, height 5.5 mm for side entry type and width of 7.1 mm.

- Compact, low profile design
- Anti-misinsertion feature
- Receptacles with protrusions
- Header designed for vacuum pick and place robotics



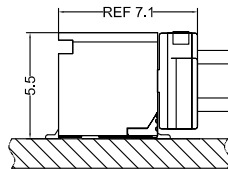
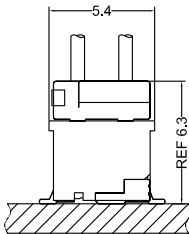
Specifications:

- Current rating: 1.0 A AC,DC (AWG #28)
- Voltage rating: 50 V AC/DC
- Temperature range: -40°C ~ +105°C
(including temperature rise in applying electrical current)
- Contact resistance: Initial value/ 20m Ω max
After environmental testing/ 40m Ω max
- Insulation resistance: 100 M Ω min
- Withstanding voltage: 500 VAC/minute
- Applicable wire: Conductor size/ AWG#32 to #28
Insulation O.D./ 0.4 to 0.8 mm

- * Compliant with RoHS2/ HF/ REACH
- * In using the products, refer to "Handling Precautions for Terminals and Connectors" described on our website (Technical documents of Product information page).
- * Contact CSG for details

Material:

Housing: PA66/PBT, UL94-V0; Color: Natural
Terminal: Phosphor/ Tin-plated, Gold-Plated
Wafer Housing: PA9T, UL94-V0; Color: Natural
Wafer Pin: Phosphor/ Tin-plated, Gold-Plated
Wafer Fixed Foot: Bass/ Tin-plated

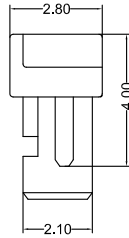
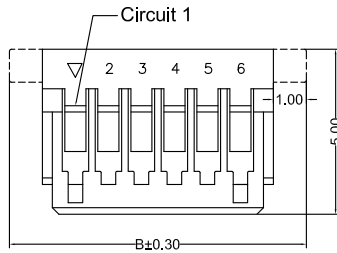
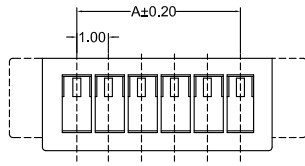


- Note: 1. The above figure is the figure viewed from the connector mounting side.
2. Tolerances are non-cumulative: ± 0.08 mm for all centers.
3. The dimensions above should serve as a guideline. Contact CSG for details.

CSG

Tel: +86-769-85312070 85375507 E-mail: James@csg-china.com www.csg-china.com www.jst-connector.cn

A1000 SH/SHD



A1000HF 0XX AX PX 9 XXX

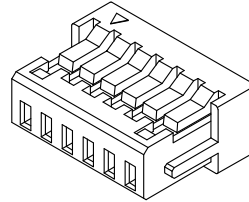
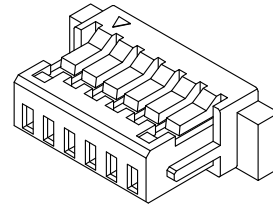
PIN
002=2PINS

SPECIAL
AA=NO Special
AB=Protrusions

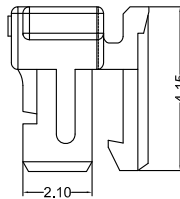
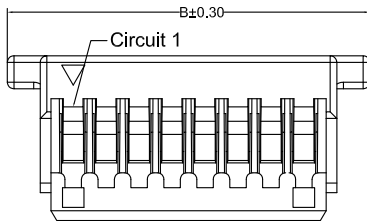
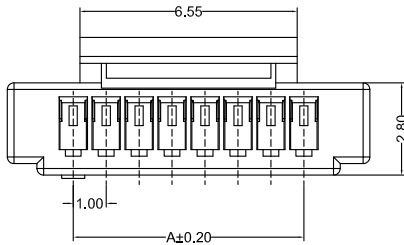
Material
P6=PA66 94V-0
PB=PBT 94V-0

Code
005
006

Color
9=White



CSG PART NO.	Dimension mm		Q'ty/BAG
	A	B	
A1000HF002AXPX9XXX	1.00	5.00	1000PCS
A1000HF003AXPX9XXX	2.00	6.00	1000PCS
A1000HF004AXPX9XXX	3.00	7.00	1000PCS
A1000HF005AXPX9XXX	4.00	8.00	1000PCS
A1000HF006AXPX9XXX	5.00	9.00	1000PCS
A1000HF007AXPX9XXX	6.00	10.00	1000PCS
A1000HF008AXPX9XXX	7.00	11.00	1000PCS
A1000HF009AXPX9XXX	8.00	12.00	1000PCS
A1000HF010AXPX9XXX	9.00	13.00	1000PCS
A1000HF011AXPX9XXX	10.00	14.00	1000PCS
A1000HF012AXPX9XXX	11.00	15.00	1000PCS
A1000HF013AXPX9XXX	12.00	16.00	1000PCS
A1000HF014AXPX9XXX	13.00	17.00	1000PCS
A1000HF015AXPX9XXX	14.00	18.00	1000PCS
A1000HF016AXPX9XXX	15.00	19.00	1000PCS
A1000HF017AXPX9XXX	16.00	20.00	1000PCS
A1000HF018AXPX9XXX	17.00	21.00	1000PCS
A1000HF019AXPX9XXX	18.00	22.00	1000PCS
A1000HF020AXPX9XXX	19.00	23.00	1000PCS



A1000HF 0XX AK P6 9 XXX

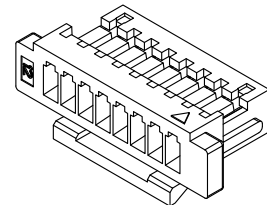
PIN
002=2PINS

SPECIAL
AK=Buckle

Material
P6=PA66 94V-0

Code
005
006

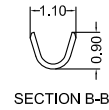
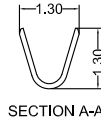
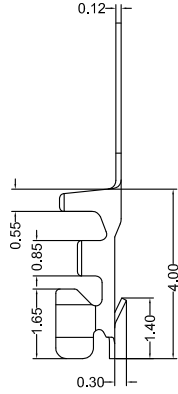
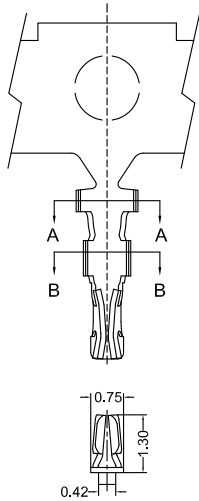
Color
9=White



CSG PART NO.	Dimension mm		Q'ty/BAG
	A	B	
A1000HF002AXPX9XXX	1.00	5.00	1000PCS
A1000HF003AXPX9XXX	2.00	6.00	1000PCS
A1000HF004AXPX9XXX	3.00	7.00	1000PCS
A1000HF005AXPX9XXX	4.00	8.00	1000PCS
A1000HF006AXPX9XXX	5.00	9.00	1000PCS
A1000HF007AXPX9XXX	6.00	10.00	1000PCS
A1000HF008AXPX9XXX	7.00	11.00	1000PCS
A1000HF009AXPX9XXX	8.00	12.00	1000PCS
A1000HF010AXPX9XXX	9.00	13.00	1000PCS
A1000HF011AXPX9XXX	10.00	14.00	1000PCS
A1000HF012AXPX9XXX	11.00	15.00	1000PCS
A1000HF013AXPX9XXX	12.00	16.00	1000PCS
A1000HF014AXPX9XXX	13.00	17.00	1000PCS
A1000HF015AXPX9XXX	14.00	18.00	1000PCS
A1000HF016AXPX9XXX	15.00	19.00	1000PCS
A1000HF017AXPX9XXX	16.00	20.00	1000PCS
A1000HF018AXPX9XXX	17.00	21.00	1000PCS
A1000HF019AXPX9XXX	18.00	22.00	1000PCS
A1000HF020AXPX9XXX	19.00	23.00	1000PCS

CSG

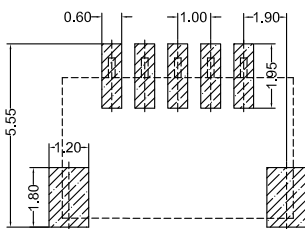
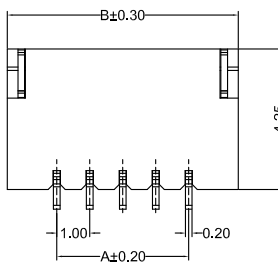
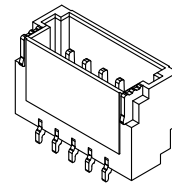
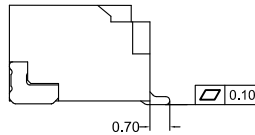
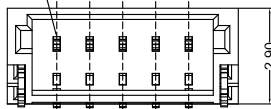
A1000 SH/SHD



A1000 M 0 A XX XXX
 Type M=Female Terminal
 Material A=Phosphor
 Finish TP=Tin-Plated GF=Gold-Plated
 Code 006 197

CSG PART NO.	Wire Range	Insulation O.D.	Q'ty/Reel
A1000M0ATPXXX	AWG#28-#32	0.80mm(max)	15K/20KPCS
A1000M0AGFXXX	AWG#28-#32	0.80mm(max)	15K/20KPCS

Circuit 1



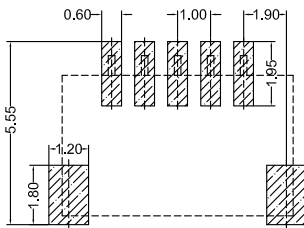
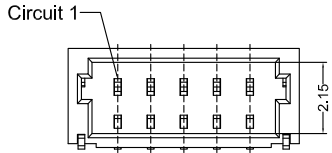
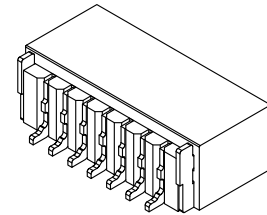
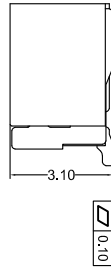
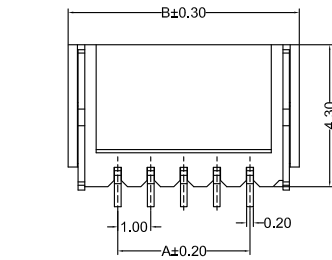
Recommended P.C.B. Layout
 General Tolerance±0.05

A1000RS.0XX AA LP XX B.8.001
 PIN 002=2PINS
 SPECIAL AA=NO Special
 Material LP=LCP 94V-0
 Finish TP=Terminal Tin-Plated WX=Terminal Matte Tin-Plated GF=Terminal Gold-Plated
 Code 001
 Color 8=Gray
 Packing B=Tape & Reel

CSG PART NO.	Dimension mm		Q'ty/Reel
	A	B	
A1000RS002AALPXXB8001	1.00	4.00	1500PCS
A1000RS003AALPXXB8001	2.00	5.00	1500PCS
A1000RS004AALPXXB8001	3.00	6.00	1500PCS
A1000RS005AALPXXB8001	4.00	7.00	1500PCS
A1000RS006AALPXXB8001	5.00	8.00	1500PCS
A1000RS007AALPXXB8001	6.00	9.00	1500PCS
A1000RS008AALPXXB8001	7.00	10.00	1500PCS
A1000RS010AALPXXB8001	9.00	12.00	1500PCS
A1000RS012AALPXXB8001	11.00	14.00	1500PCS
A1000RS014AALPXXB8001	13.00	16.00	1500PCS
A1000RS015AALPXXB8001	14.00	17.00	1500PCS
A1000RS016AALPXXB8001	15.00	18.00	1500PCS
A1000RS018AALPXXB8001	17.00	20.00	1500PCS
A1000RS020AALPXXB8001	19.00	22.00	1500PCS



A1000 SH/SHD



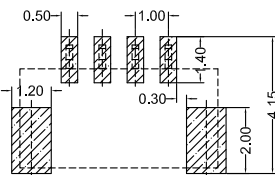
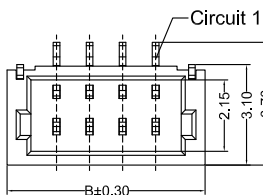
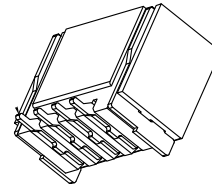
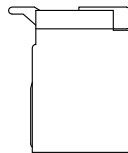
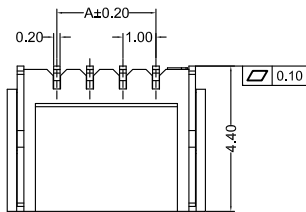
Recommended P.C.B Layout
General Tolerance±0.05

A1000RS_0XX AA LP XX B.8.112

PIN
002=2PINS
SPECIAL
AA=NO Special
Material
LP=LCP 94V-0
Finish
TP=Terminal Tin-Plated
GF=Terminal Gold-Plated

Code
112
Color
8=Gray
Packing
B=Tape & Reel

CSG PART NO.	Dimension mm		Q'ty/Reel
	A	B	
A1000RS002AALPXXB8112	1.00	4.00	1500PCS
A1000RS003AALPXXB8112	2.00	5.00	1500PCS
A1000RS004AALPXXB8112	3.00	6.00	1500PCS
A1000RS005AALPXXB8112	4.00	7.00	1500PCS
A1000RS006AALPXXB8112	5.00	8.00	1500PCS
A1000RS007AALPXXB8112	6.00	9.00	1500PCS
A1000RS008AALPXXB8112	7.00	10.00	1500PCS
A1000RS009AALPXXB8112	8.00	11.00	1500PCS
A1000RS010AALPXXB8112	9.00	12.00	1500PCS
A1000RS011AALPXXB8112	10.00	13.00	1500PCS
A1000RS012AALPXXB8112	11.00	14.00	1500PCS
A1000RS013AALPXXB8112	12.00	13.00	1500PCS
A1000RS014AALPXXB8112	13.00	16.00	1500PCS
A1000RS015AALPXXB8112	14.00	17.00	1500PCS
A1000RS016AALPXXB8112	15.00	18.00	1500PCS
A1000RS017AALPXXB8112	16.00	17.00	1500PCS
A1000RS018AALPXXB8112	17.00	20.00	1500PCS
A1000RS019AALPXXB8112	18.00	19.00	1500PCS
A1000RS020AALPXXB8112	19.00	22.00	1500PCS



Recommended P.C.B Layout
General Tolerance±0.05

A1000VS_0XX AA LP XX B.8.112

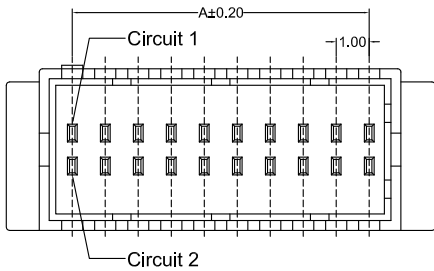
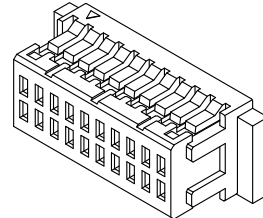
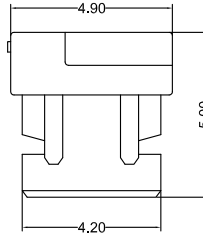
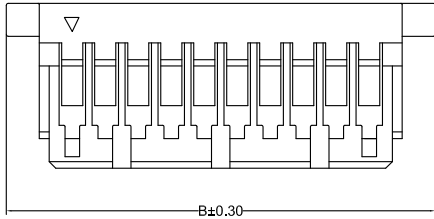
PIN
002=2PINS
SPECIAL
AA=NO Special
Material
LP=LCP 94V-0
Finish
TP=Terminal Tin-Plated
GF=Terminal Gold-Plated

Code
112
Color
8=Gray
Packing
B=Tape & Reel

CSG PART NO.	Dimension mm		Q'ty/Reel
	A	B	
A1000VS002AALPXXB8112	1.00	4.00	1500PCS
A1000VS003AALPXXB8112	2.00	5.00	1500PCS
A1000VS004AALPXXB8112	3.00	6.00	1500PCS
A1000VS005AALPXXB8112	4.00	7.00	1500PCS
A1000VS006AALPXXB8112	5.00	8.00	1500PCS
A1000VS007AALPXXB8112	6.00	9.00	1500PCS
A1000VS008AALPXXB8112	7.00	10.00	1500PCS
A1000VS009AALPXXB8112	8.00	11.00	1500PCS
A1000VS010AALPXXB8112	9.00	12.00	1500PCS
A1000VS011AALPXXB8112	10.00	13.00	1500PCS
A1000VS012AALPXXB8112	11.00	14.00	1500PCS
A1000VS013AALPXXB8112	12.00	13.00	1500PCS
A1000VS014AALPXXB8112	13.00	16.00	1500PCS
A1000VS015AALPXXB8112	14.00	17.00	1500PCS
A1000VS016AALPXXB8112	15.00	18.00	1500PCS
A1000VS017AALPXXB8112	16.00	17.00	1500PCS
A1000VS018AALPXXB8112	17.00	20.00	1500PCS
A1000VS019AALPXXB8112	18.00	19.00	1500PCS
A1000VS020AALPXXB8112	19.00	22.00	1500PCS

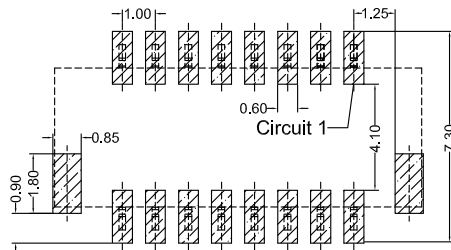
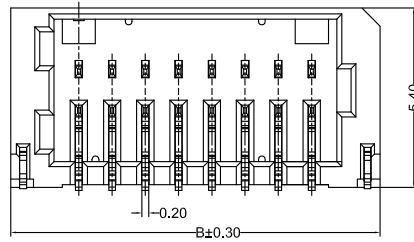
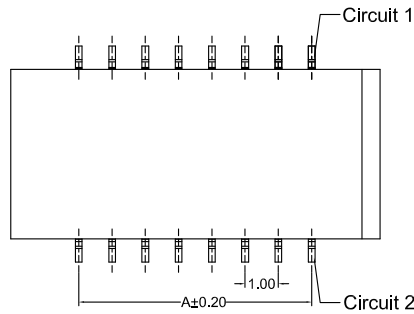


A1000 SH/SHD

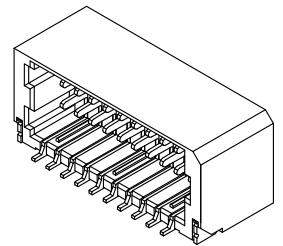
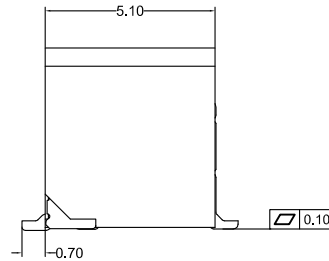


A1000HF 2XX AA PX 9 XXX
 PIN
 205=2X5PINS
 SPECIAL
 AA=NO Special
 Material
 P6=PA66 94V-0
 PB=PBT 94V-0
 Code
 005
 006
 210
 Color
 9=White

CSG PART NO.	Dimension mm		Q'ty/BAG
	A	B	
A1000HF205AAPX9XXX	4.00	8.00	1000PCS
A1000HF206AAPX9XXX	5.00	9.00	1000PCS
A1000HF207AAPX9XXX	6.00	10.00	1000PCS
A1000HF208AAPX9XXX	7.00	11.00	1000PCS
A1000HF210AAPX9XXX	9.00	13.00	1000PCS
A1000HF215AAPX9XXX	14.00	18.00	1000PCS
A1000HF220AAPX9XXX	19.00	23.00	1000PCS
A1000HF225AAPX9XXX	24.00	28.00	1000PCS



Recommended P.C.B Layout
 General Tolerance±0.05

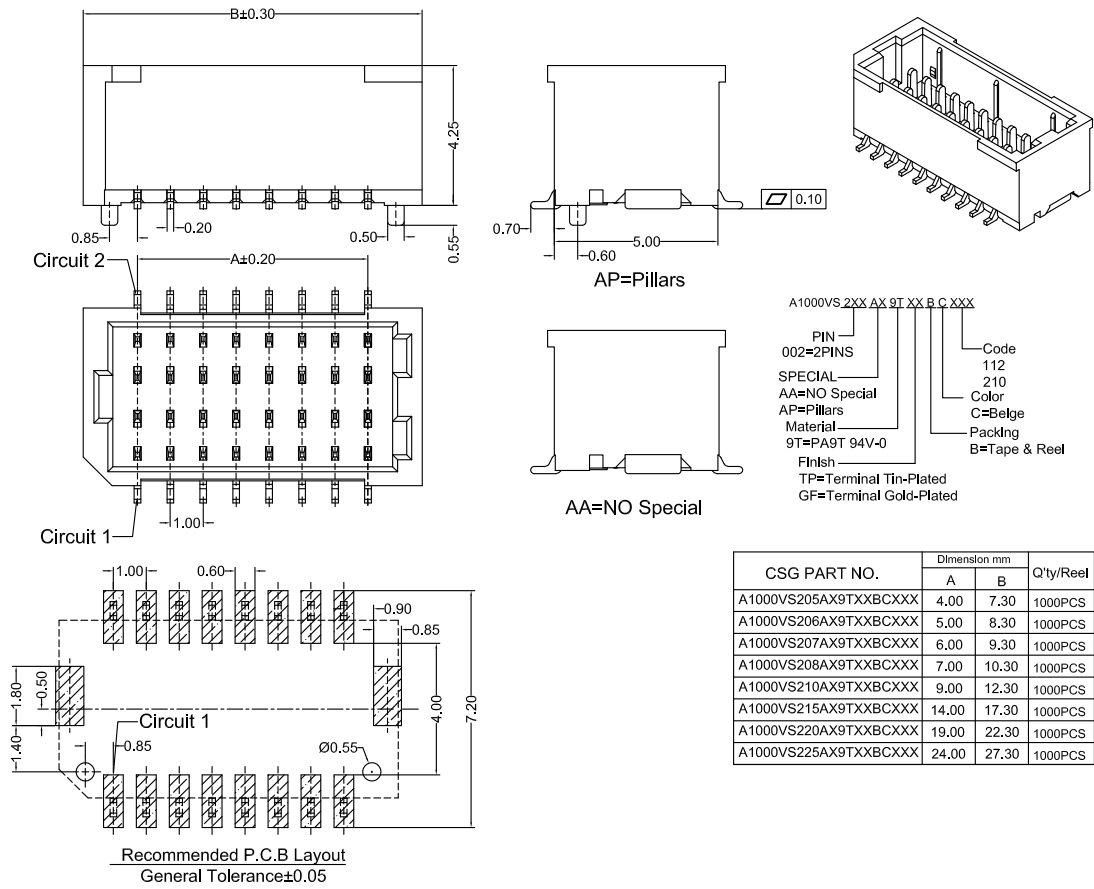


A1000RS 2XX AA 9T XX B C XXX
 PIN
 002=2PINS
 SPECIAL
 AA=NO Special
 Material
 9T=PA9T 94V-0
 Finish
 TP=Terminal Tin-Plated
 GF=Terminal Gold-Plated
 Code
 112
 210
 Color
 C=Beige
 Packing
 B=Tape & Reel

CSG PART NO.	Dimension mm		Q'ty/Reel
	A	B	
A1000RS205AA9TXXBCXXX	4.00	8.10	900PCS
A1000RS206AA9TXXBCXXX	5.00	9.10	900PCS
A1000RS207AA9TXXBCXXX	6.00	8.10	900PCS
A1000RS208AA9TXXBCXXX	7.00	11.10	900PCS
A1000RS210AA9TXXBCXXX	9.00	13.10	900PCS
A1000RS215AA9TXXBCXXX	14.00	18.10	900PCS
A1000RS220AA9TXXBCXXX	19.00	23.10	900PCS
A1000RS225AA9TXXBCXXX	24.00	28.10	900PCS



A1000 SH/SHD



CSG PART NO.	Dimension mm		Q'ty/Reel
	A	B	
A1000VS205AX9TXXBCXXX	4.00	7.30	1000PCS
A1000VS206AX9TXXBCXXX	5.00	8.30	1000PCS
A1000VS207AX9TXXBCXXX	6.00	9.30	1000PCS
A1000VS208AX9TXXBCXXX	7.00	10.30	1000PCS
A1000VS210AX9TXXBCXXX	9.00	12.30	1000PCS
A1000VS215AX9TXXBCXXX	14.00	17.30	1000PCS
A1000VS220AX9TXXBCXXX	19.00	22.30	1000PCS
A1000VS225AX9TXXBCXXX	24.00	27.30	1000PCS

