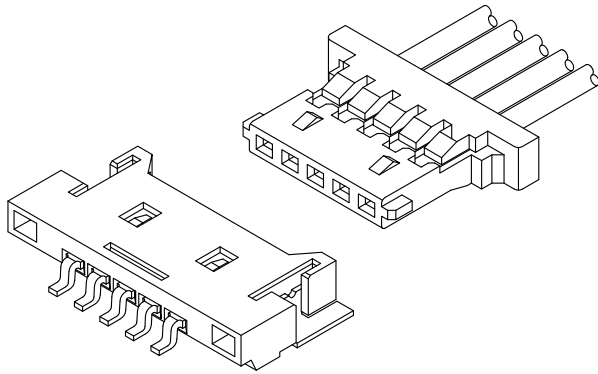


# A1254 51146 CONNECTOR

1.25mm Pitch/Disconnectable Crimp style connectors



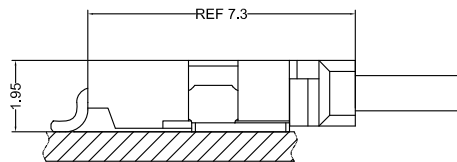
 E529482

## Specifications: \_\_\_\_\_

- Current rating: 1.0 A / AC,DC
- Voltage rating: 125 V AC/DC
- Temperature range: -40°C ~ +105°C  
(including temperature rise in applying electrical current)
- Contact resistance: Initial value/ 20m  $\Omega$  max  
Insulation resistance: 100 M  $\Omega$  min  
Withstanding voltage: 500 VAC/minute  
Applicable wire: Conductor size/ AWG#32~#28  
Insulation O.D./ 0.38 to 0.90 mm
- \* Compliant with RoHS2/ REACH/ HF
- \* Refer to "General Instruction and Notice when using Terminals and Connectors"
- \* Contact CSG for details

Material: \_\_\_\_\_

Housing: PA66/UL94-V0;Color:Natural/ Beige  
Terminal: Phosphor/ Tin-plated,Gold-Plated  
SMT Wafer Housing: LCP/ PA9T,UL94-V0;Color:Gray/ Beige  
SMT Wafer Pin: Phosphor/ Tin-plated,Gold-Plated  
Wafer Fixed Foot: Bass/ Tin-plated

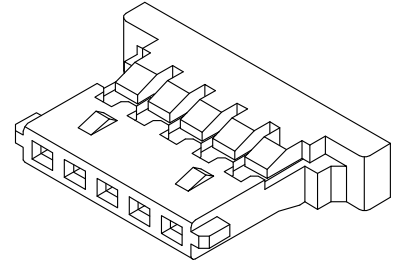
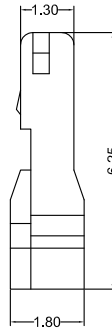
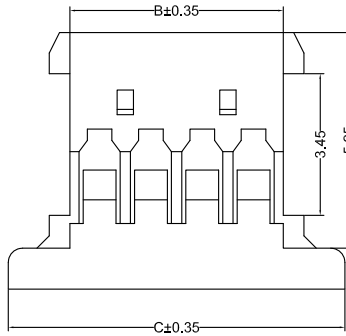
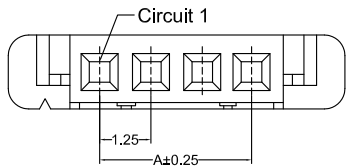


- Note: 1. The above figure is the figure viewed from the connector mounting side.  
2. Tolerances are non-cumulative:  $\pm 0.08$  mm for all centers.  
3. The dimensions above should serve as a guideline. Contact CSG for details.

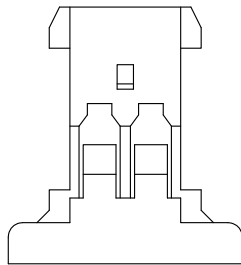
**CSG**

Tel: +86-769-85312070 85375507 E-mail: James@csg-china.com www.csg-china.com www.jst-connector.cn

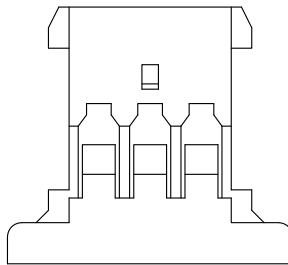
# A1254 51146



A1254HF 0XX AA P6 X 005  
 PIN  
 005=5PINS  
 SPECIAL  
 AA=NO Special  
 Material  
 P6=PA66 94V-0  
 Code  
 005  
 Color  
 9=White  
 C=Beige

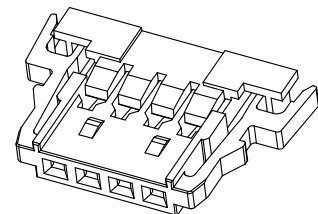
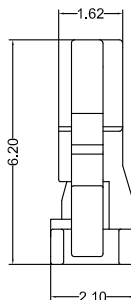
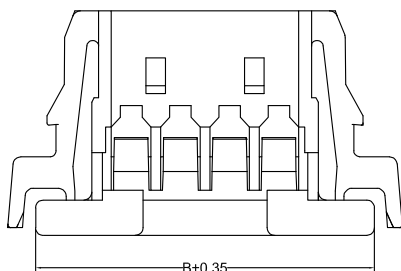
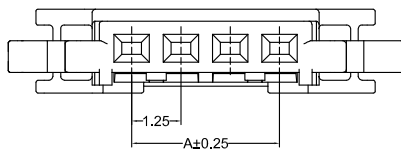


2P

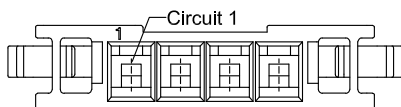


3P

CSG PART NO.	Dimension mm			Q'ty/BAG
	A	B	C	
A1254HF002AAP6X005	1.25	2.72	5.72	1000PCS
A1254HF003AAP6X005	2.50	3.97	6.97	1000PCS
A1254HF004AAP6X005	3.75	5.22	8.22	1000PCS
A1254HF005AAP6X005	5.00	6.47	9.47	1000PCS
A1254HF006AAP6X005	6.25	7.72	10.72	1000PCS
A1254HF007AAP6X005	7.50	8.97	11.97	1000PCS
A1254HF008AAP6X005	8.75	10.22	13.22	1000PCS
A1254HF009AAP6X005	10.00	11.47	14.47	1000PCS
A1254HF010AAP6X005	11.25	12.72	15.72	1000PCS
A1254HF011AAP6X005	12.50	13.97	16.97	1000PCS
A1254HF012AAP6X005	13.75	15.22	18.22	1000PCS
A1254HF013AAP6X005	15.00	16.47	19.47	1000PCS
A1254HF014AAP6X005	16.25	17.72	20.72	1000PCS
A1254HF015AAP6X005	17.50	18.97	21.97	1000PCS
A1254HF020AAP6X005	23.75	25.22	28.22	1000PCS
A1254HF030AAP6X005	36.75	37.72	40.72	1000PCS



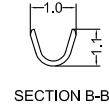
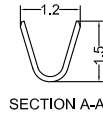
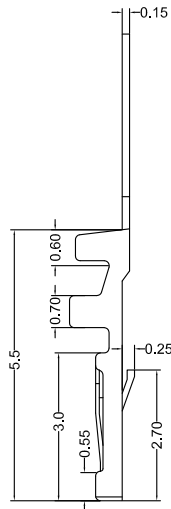
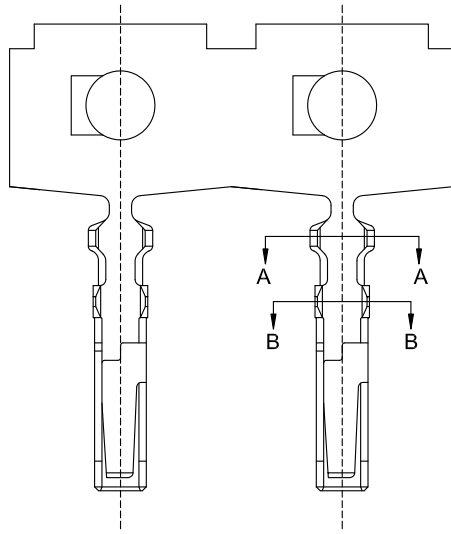
A1254HF 0XX AK P6 9 006  
 PIN  
 005=5PINS  
 SPECIAL  
 AK=BUCKLE  
 Material  
 P6=PA66 94V-0  
 Code  
 006  
 Color  
 9=White



CSG PART NO.	Dimension mm		Q'ty/BAG
	A	B	
A1254HF002AKP69006	1.25	6.10	1000PCS
A1254HF003AKP69006	2.50	7.35	1000PCS
A1254HF004AKP69006	3.75	8.60	1000PCS
A1254HF005AKP69006	5.00	9.85	1000PCS
A1254HF006AKP69006	6.25	11.10	1000PCS
A1254HF007AKP69006	7.50	12.35	1000PCS
A1254HF008AKP69006	8.75	13.60	1000PCS
A1254HF009AKP69006	10.00	14.85	1000PCS
A1254HF010AKP69006	11.25	16.10	1000PCS
A1254HF011AKP69006	12.50	17.35	1000PCS
A1254HF012AKP69006	13.75	18.60	1000PCS
A1254HF013AKP69006	15.00	19.85	1000PCS
A1254HF014AKP69006	16.25	21.10	1000PCS
A1254HF015AKP69006	17.50	22.35	1000PCS
A1254HF020AKP69006	23.75	28.60	1000PCS
A1254HF030AKP69006	36.75	41.10	1000PCS

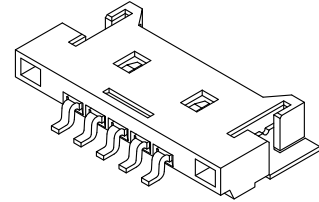
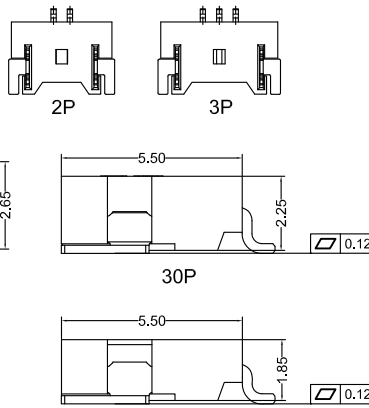
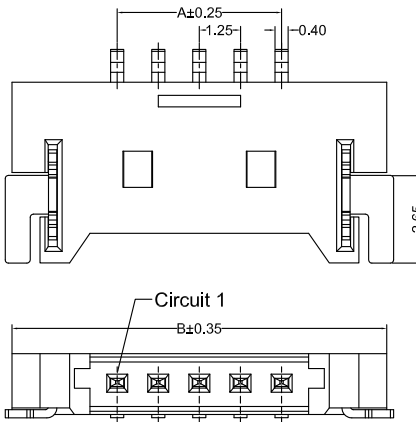


# A1254 51146

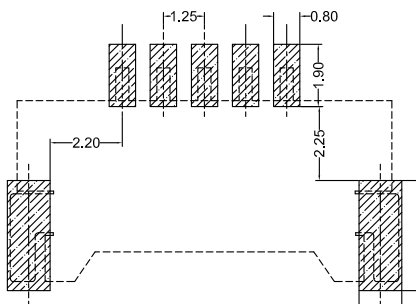


A1254 M 0 A XX XXX  
 Type  
 M=Female Terminal  
 Material  
 A=Phosphor  
 Finish  
 TP=Tin-Plated  
 GF=Gold-Plated G/F  
 Code  
 002  
 197

CSG PART NO.	Wire Range	Insulation O.D.	Q'ty/Reel
A1254M0ATPXXX	AWG#28-#32	0.90mm(max)	15K/20KPCS
A1254M0AGFXXX	AWG#28-#32	0.90mm(max)	15K/20KPCS



A1254RS 0XX AA XX XX B X XXX  
 PIN  
 005=5PINS  
 SPECIAL  
 AA=NO Special  
 Material  
 LP=LCP 94V-0  
 9T=PA9T 94V-0  
 Finish  
 TP=Terminal Tin-Plated  
 GF=Terminal Gold-Plated  
 Code  
 112  
 168  
 Color  
 8=Gray  
 C=Beige  
 Packing  
 B=Tape & Reel



Recommended P.C.B Layout  
 General Tolerance±0.05

CSG PART NO.	Dimension mm		Q'ty/Reel
	A	B	
A1254RS002AAXXXBXXXX	1.25	7.65	2K/2.5K
A1254RS003AAXXXBXXXX	2.50	8.90	2K/2.5K
A1254RS004AAXXXBXXXX	3.75	10.15	2K/2.5K
A1254RS005AAXXXBXXXX	5.00	11.40	2K/2.5K
A1254RS006AAXXXBXXXX	6.25	12.65	2K/2.5K
A1254RS007AAXXXBXXXX	7.50	13.90	2K/2.5K
A1254RS008AAXXXBXXXX	8.75	15.15	2K/2.5K
A1254RS009AAXXXBXXXX	10.00	16.40	2K/2.5K
A1254RS010AAXXXBXXXX	11.25	17.65	2K/2.5K
A1254RS011AAXXXBXXXX	12.50	18.90	2K/2.5K
A1254RS012AAXXXBXXXX	13.75	20.15	2K/2.5K
A1254RS013AAXXXBXXXX	15.00	21.40	2K/2.5K
A1254RS014AAXXXBXXXX	16.25	22.65	2K/2.5K
A1254RS015AA9TXXBX168	17.50	23.90	2K
A1254RS020AA9TXXBX168	23.75	30.15	2K
A1254RS030AA9TXXBX168	36.75	42.65	2K

